



Seniors Open European Championships

10.-13.8.2016
Lahti, Finland
Official results



WMF Gold Sponsors



JURY OF THE TOURNAMENT

Sandra Walker (chair)
Daniel Langenes
Georg Stöckli

REFEREES

Wil van Disseldorp (head)
Peter Burri
Staffan Lundblad

TEAM SUBSTITUTIONS

Austria women	out Maria Fuschlberger, in Eva Reiländer, after round 4
Switzerland men	out Christian Kühni, in Jörg Wiedemeier, after round 4
Sweden men	out Mikael Karlsson, in Stefan Viberg, after round 4
Austria men	out Harald Exl, in Egon Stingl, after round 4 lane 12
Netherlands men	out Kees van de Peppel, in Frits Zwaal, after round 7 lane 11
Germany men	out Dirk Czerwek, in Karl-Heinz Gerwert, after round 7
Czech republic men	out Petr Vlcek, in Zdenek Andr, after round 8 lane 9

PENALTIES

No penalties given

JURY DECISIONS REGARDING MATCHPLAY











Due to bad weather forecast for day 4, it was decided to play the first round of mens matchplay on day 3 after strokeplay finals.


Due to bad weather the finals and bronze medal matches of matchplay competition were played on 12 lanes.

Individual strokeplay women

		Women Seniors European Championships, strokeplay, Lahti, Finland												
		E		F		=								
1.	 LUNDELL Annelie	22	21	22	23	19	19	=	334	+10	21.00	1.	34.67	6.
2.	 VON DEM KNESEBECK Alexandra	20	27	23	22	24	21	=	339	+15	22.83	5.	33.67	2.
3.	 KOBISCH Alice	19	27	24	21	20	21	=	340	+16	22.00	3.	34.67	4.
4.	 WARNECKE Nicole	23	24	20	23	21	20	=	340	+16	21.83	2.	34.83	7.
5.	 REINICKE Andrea	21	23	28	21	22	22	=	345	+21	22.83	4.	34.67	5.
6.	 ANDEREGG Claudia	21	27	27	21	24	19	=	352	+28	23.17	6.	35.50	8.
7.	 THORS Bernice	29	22	24	23	22	30	=	352	+28	25.00	8.	33.67	1.
8.	 LUNDBERG Linda	29	26	23	31	23	21	=	357	+33	25.50	9.	34.00	3.
9.	 SCHUSTER Claudia	28	28	24	29	23	26	=	377	+53	26.33	12.	36.50	12.
10.	 ERIKSSON Inger	23	23	24	22	28		=	311	+41	24.00	7.	38.20	15.
11.	 MÖRCK Tuula	29	30	21	25	26		=	311	+41	26.20	10.	36.00	11.
12.	 BJÖRK Seija	25	26	33	31	22		=	316	+46	27.40	15.	35.80	9.
13.	 REILÄNDER Eva	27	22	30	28	26		=	320	+50	26.60	13.	37.40	13.
14.	 KNOTZER Johanna	30	24	24	27	26		=	321	+51	26.20	11.	38.00	14.
15.	 MUSTONEN Nina	34	25	27	26	31		=	323	+53	28.60	18.	36.00	10.
16.	 FUSCHLBERGER Maria	26	28	27	24	30		=	343	+73	27.00	14.	41.60	16.
17.	 HANSEN Inge-Lise	31	25	25	28	29		=	351	+81	27.60	16.	42.60	17.
18.	 SOLA Minna	24	34	25	30	28		=	357	+87	28.20	17.	43.20	18.



Individual strokeplay men






		Men Seniors European Championships, strokeplay, Lahti, Finland											
1.	 ÅGREN Daniel	E	23	19	21	19	19	20	=	302	-22	20.17	1.
		F	29	31	32	27	33	29				30.17	2.
2.	 BJÖRK Stefan	E	19	22	21	21	20	22	=	313	-11	20.83	3.
		F	34	33	33	30	29	29				31.33	5.
3.	 MUNTER Morgan	E	21	21	24	20	25	22	=	315	-9	22.17	12.
		F	31	27	30	31	33	30				30.33	3.
4.	 WESTERBERG Magnus	E	23	26	23	22	20	24	=	318	-6	23.00	22.
		F	30	30	30	35	29	26				30.00	1.
5.	 VIBERG Stefan	E	19	23	21	25	22	22	=	320	-4	22.00	11.
		F	30	36	32	29	30	31				31.33	4.
6.	 VOZAR Josef	E	22	20	19	23	22	21	=	321	-3	21.17	4.
		F	31	36	30	34	31	32				32.33	14.
7.	 GERWERT Karl-Heinz	E	18	22	20	21	19	22	=	324	+0	20.33	2.
		F	38	33	32	36	34	29				33.67	22.
8.	 CLASEN Tim	E	21	19	23	24	21	22	=	325	+1	21.67	7.
		F	29	34	33	30	35	34				32.50	16.
9.	 STANEK Stanislav	E	21	24	22	21	20	26	=	326	+2	22.33	15.
		F	28	30	30	38	36	30				32.00	11.
10.	 METYS Jan	E	25	21	24	21	22	21	=	328	+4	22.33	14.
		F	35	29	34	32	34	30				32.33	12.
11.	 KULLICK Robert	E	20	22	26	27	21	23	=	328	+4	23.17	26.
		F	33	33	34	27	30	32				31.50	6.
12.	 KOBISCH Roman	E	20	24	24	22	24	26	=	330	+6	23.33	27.
		F	31	30	30	38	28	33				31.67	8.
13.	 SCHUSTER Reinhard	E	21	22	26	23	20	26	=	332	+8	23.00	25.
		F	33	29	33	32	28	39				32.33	13.
14.	 NEULAND Michael	E	20	23	22	26	22	22	=	334	+10	22.50	17.
		F	35	32	30	38	29	35				33.17	19.
15.	 JASPER Alex	E	24	19	26	21	21	27	=	335	+11	23.00	21.
		F	33	29	32	33	32	38				32.83	18.
16.	 REUNAVUORI Jukka	E	25	23	21	27	23		=	278	+8	23.80	32.
		F	33	35	31	32	28					31.80	9.
17.	 REHAK Jaroslav	E	25	21	24	19	25		=	282	+12	22.80	20.
		F	35	35	33	33	32					33.60	21.
18.	 STEINER Adriano	E	22	23	22	21	24		=	282	+12	22.40	16.
		F	34	40	36	30	30					34.00	23.
19.	 LUNDELL Martin	E	22	21	30	22	22		=	284	+14	23.40	29.
		F	35	33	36	34	29					33.40	20.
20.	 STEIGER Steven	E	25	22	26	23	26		=	285	+15	24.40	36.
		F	38	32	31	30	32					32.60	17.
21.	 ANDEREGG Roger	E	21	23	23	20	21		=	285	+15	21.60	6.
		F	39	38	33	37	30					35.40	38.
22.	 JANSSEN Markus	E	21	21	22	23	22		=	286	+16	21.80	10.
		F	34	36	37	35	35					35.40	37.
23.	 BÄK Herbert	E	22	21	25	25	20		=	286	+16	22.60	19.
		F	34	38	34	33	34					34.60	30.






24.	 KARLSSON Mikael	E 25 28 24 21 30 F 31 32 31 31 33	= 286 +16	25.60 45. 31.60 7.
25.	 STINGL Egon	E 23 23 25 22 22 F 37 36 32 38 28	= 286 +16	23.00 23. 34.20 26.
26.	 ZENGAFFINEN Reinhard	E 21 22 21 23 22 F 47 32 35 33 32	= 288 +18	21.80 9. 35.80 41.
27.	 ZYSSET Stefan	E 23 24 24 23 24 F 35 37 35 33 31	= 289 +19	23.60 30. 34.20 27.
28.	 SILLMAN Markku	E 22 24 25 27 20 F 37 33 36 36 29	= 289 +19	23.60 31. 34.20 28.
29.	 SVIHEL Ladislav	E 21 21 23 22 21 F 37 38 37 35 35	= 290 +20	21.60 5. 36.40 44.
30.	 WECHSELBERGER Anton	E 22 21 22 23 21 F 33 34 37 35 42	= 290 +20	21.80 8. 36.20 43.
31.	 CZERWEK Dirk	E 22 23 27 21 22 F 38 36 31 38 33	= 291 +21	23.00 24. 35.20 34.
32.	 NUOTIO Marko	E 22 24 26 24 27 F 35 29 32 35 39	= 293 +23	24.60 37. 34.00 25.
33.	 LAKOS Karl	E 25 24 23 26 22 F 38 33 38 30 35	= 294 +24	24.00 33. 34.80 31.
34.	 WIEDEMEIER Jörg	E 24 21 26 27 23 F 31 34 39 38 31	= 294 +24	24.20 34. 34.60 29.
35.	 KUJANSUU Juha-Petri	E 28 25 25 25 31 F 33 30 32 34 33	= 296 +26	26.80 52. 32.40 15.
36.	 RANTANEN Jyri	E 27 25 22 22 25 F 39 33 35 31 37	= 296 +26	24.20 35. 35.00 33.
37.	 EXL Harald	E 24 25 23 24 21 F 36 31 42 36 34	= 296 +26	23.40 28. 35.80 42.
38.	 LEHTO Juha	E 20 31 21 27 27 F 35 36 33 35 31	= 296 +26	25.20 42. 34.00 24.
39.	 BROODBAKKER Hans	E 26 24 23 24 26 F 35 36 39 33 33	= 299 +29	24.60 38. 35.20 36.
40.	 LOCHER Ewald	E 23 23 21 20 26 F 38 39 37 39 34	= 300 +30	22.60 18. 37.40 49.
41.	 ANDR Zdenek	E 21 24 26 32 22 F 35 36 34 36 36	= 302 +32	25.00 41. 35.40 39.
42.	 AHRENBERG Ari	E 24 28 21 19 32 F 39 34 36 32 37	= 302 +32	24.80 40. 35.60 40.
43.	 RASMUSSEN Morten	E 29 26 27 23 22 F 30 34 39 38 35	= 303 +33	25.40 43. 35.20 35.
44.	 VAN VLIET André	E 32 30 23 28 23 F 39 32 36 33 34	= 310 +40	27.20 53. 34.80 32.
45.	 KÜHNI Christian	E 29 27 25 21 28 F 30 43 34 40 35	= 312 +42	26.00 49. 36.40 45.
46.	 VLCEK Petr	E 28 25 21 31 25 F 37 36 35 37 39	= 314 +44	26.00 47. 36.80 46.
47.	 HUBER Markus	E 23 22 28 25 26 F 43 39 39 37 33	= 315 +45	24.80 39. 38.20 55.
48.	 KELLY Tony	E 28 28 24 26 24 F 33 41 41 38 34	= 317 +47	26.00 48. 37.40 50.

49.	 JENSEN Erling	E 21 25 25 27 30 F 38 37 35 36 44	= 318 +48	25.60 44. 38.00 54.
50.	 HANSEN Erwin	E 29 28 28 24 24 F 43 35 35 36 37	= 319 +49	26.60 51. 37.20 48.
51.	 CHRISTIANSEN Kim	E 30 28 24 23 27 F 36 42 35 35 40	= 320 +50	26.40 50. 37.60 52.
52.	 ZWAAL Frits	E 24 25 31 32 25 F 36 36 36 37 39	= 321 +51	27.40 54. 36.80 47.
53.	 CHMUT Vasilii	E 29 28 32 28 26 F 49 34 38 36 35	= 335 +65	28.60 55. 38.40 56.
54.	 HOMER Sean	E 28 31 27 32 36 F 37 33 44 34 40	= 342 +72	30.80 62. 37.60 53.
55.	 BOGOMOLOV Andrej	E 32 27 27 30 28 F 38 43 44 41 50	= 360 +90	28.80 56. 43.20 61.
56.	 BENTALL Derek	E 30 33 30 25 33 F 40 42 38 44 50	= 365 +95	30.20 60. 42.80 58.
57.	 ROTA Frank	E 31 33 34 25 27 F 42 45 52 38 38	= 365 +95	30.00 59. 43.00 60.
58.	 CHERNYAEV Sergey	E 27 24 31 32 30 F 53 36 47 49 39	= 368 +98	28.80 57. 44.80 65.
59.	 VITTEN RASMUSSEN Jan	E 33 34 24 32 24 F 39 47 42 52 42	= 369 +99	29.40 58. 44.40 64.
60.	 JAKOBSEN Peder	E 35 24 33 44 27 F 37 39 45 49 36	= 369 +99	32.60 64. 41.20 57.
61.	 WAGNER Detlef	E 34 27 33 32 32 F 51 42 38 47 39	= 375 +105	31.60 63. 43.40 62.
62.	 DONNELLY David	E 33 33 29 40 31 F 44 47 44 36 43	= 380 +110	33.20 65. 42.80 59.
63.	 AMEY Adrian	E 36 32 33 35 36 F 56 45 39 39 42	= 393 +123	34.40 66. 44.20 63.
64.	 BALDORF Robert	E 29 34 32 28 30 F 51 49 48 47 51	= 399 +129	30.60 61. 49.20 66.
DNF	 KLARENBEEK Roland	E 22 23 22 22 F 32 33 33 30	= 217 +1	22.25 13. 32.00 10.
DNF	 VAN DE PEPPEL Kees	E 22 24 29 29 F 40 31 31 48	= 254 +38	26.00 46. 37.50 51.

Teams women





		1. Germany women							
	WARNECKE Nicole	E	23	24	20	23	= 234	22.50	
		F	38	37	33	36		36.00	
	VON DEM KNESEBECK Alexandra	E	20	27	23	22	= 232	23.00	
		F	34	35	38	33		35.00	
	KOBISCH Alice	E	19	27	24	21	= 233	22.75	
		F	43	35	33	31		35.50	
	REINICKE Andrea								
		E	62	78	67	66	= 699	22.75	
		F	115	107	104	100		35.50	

		2. Sweden women							
	LUNDBERG Linda	E	29	26	23	31	= 241	27.25	
		F	35	34	31	32		33.00	
	LUNDELL Annelie	E	22	21	22	23	= 227	22.00	
		F	33	35	35	36		34.75	
	THORS Bernice	E	29	22	24	23	= 232	24.50	
		F	33	28	38	35		33.50	
	ERIKSSON Inger								
		E	80	69	69	77	= 700	24.58	
		F	101	97	104	103		33.75	

		3. Finland women							
	MÖRCK Tuula	E	29	30	21	25	= 252	26.25	
		F	36	41	35	35		36.75	
	BJÖRK Seija	E	25	26	33	31	= 255	28.75	
		F	40	33	34	33		35.00	
	MUSTONEN Nina	E	34	25	27	26	= 254	28.00	
		F	38	37	35	32		35.50	
	SOLA Minna								
		E	88	81	81	82	= 761	27.67	
		F	114	111	104	100		35.75	



4.
Austria women

 KNOTZER Johanna	E	30	24	24	27	= 263	26.25
	F	37	41	35	45		39.50
 FUSCHLBERGER Maria	E	26	28			= 141	27.00
	F	45	42				43.50
 SCHUSTER Claudia	E	28	28	24	29	= 244	27.25
	F	35	29	35	36		33.75
 REILÄNDER Eva	E			30	28	= 136	29.00
	F			38	40		39.00
	E	84	80	78	84	= 784	27.17
	F	117	112	108	121		38.17



3. Czech republic men

VOZAR Josef	E	22	20	19	23	= 215	21.00
	F	31	36	30	34		32.75
SVIHEL Ladislav	E	21	21	23	22	= 234	21.75
	F	37	38	37	35		36.75
METYS Jan	E	25	21	24	21	= 221	22.75
	F	35	29	34	32		32.50
VLCEK Petr	E	28	25	21	20 ⁹	= 239	26.86
	F	37	36	35	37		36.25
REHAK Jaroslav	E	25	21	24	19	= 225	22.25
	F	35	35	33	33		34.00
STANEK Stanislav	E	21	24	22	21	= 214	22.00
	F	28	30	30	38		31.50
ANDR Zdenek	E				14 ⁹	= 14	28.00
	F						
	E	142	132	133	140	= 1362	22.79
	F	203	204	199	209		33.96



4. Austria men

EXL Harald	E	24	25			= 149	24.50
	F	36	31	33	12		37.50
BÄK Herbert	E	22	21	25	25	= 232	23.25
	F	34	38	34	33		34.75
LAKOS Karl	E	25	24	23	26	= 237	24.50
	F	38	33	38	30		34.75
WECHSELBERGER Anton	E	22	21	22	23	= 227	22.00
	F	33	34	37	35		34.75
STEINER Adriano	E	22	23	22	21	= 228	22.00
	F	34	40	36	30		35.00
SCHUSTER Reinhard	E	21	22	26	23	= 219	23.00
	F	33	29	33	32		31.75
STINGL Egon	E			25	22	= 95	23.50
	F			10 ⁶	38		36.00
	E	136	136	143	140	= 1387	23.13
	F	208	205	221	198		34.67



5. Finland men

AHRENBERG Ari	E	24	28	21	19	= 233	23.00
	F	39	34	36	32		35.25
NUOTIO Marko	E	22	24	26	24	= 227	24.00
	F	35	29	32	35		32.75
LEHTO Juha	E	20	31	21	27	= 238	24.75
	F	35	36	33	35		34.75
KUJANSUU Juha-Petri	E	28	25	25	25	= 232	25.75
	F	33	30	32	34		32.25
SILLMAN Markku	E	22	24	25	27	= 240	24.50
	F	37	33	36	36		35.50
REUNAVUORI Jukka	E	25	23	21	27	= 227	24.00
	F	33	35	31	32		32.75
RANTANEN Jyri							
	E	141	155	139	149	= 1397	24.33
	F	212	197	200	204		33.88



6. Netherlands men

VAN VLIET André	E	32	30	23	28	= 253	28.25
	F	39	32	36	33		35.00
BROODBAKKER Hans	E	26	24	23	24	= 240	24.25
	F	35	36	39	33		35.75
KLARENBEK Roland	E	22	23	22	22	= 217	22.25
	F	32	33	33	30		32.00
VAN DE PEPPEL Kees	E	22	24	29		= 210	25.00
	F	40	31	31	33 ¹¹		37.38
STEIGER Steven	E	25	22	26	23	= 227	24.00
	F	38	32	31	30		32.75
JASPER Alex	E	24	19	26	21	= 217	22.50
	F	33	29	32	33		31.75
ZWAAL Frits	E				32	= 45	32.00
	F				13 ⁷		33.43
	E	151	142	149	150	= 1409	24.67
	F	217	193	202	205		34.04



7.
Switzerland men

+	ZENGAFFINEN Reinhard	E	21	22	21	23	= 234	21.75
		F	47	32	35	33		36.75
+	HUBER Markus	E	23	22	28	25	= 256	24.50
		F	43	39	39	37		39.50
+	ZYSSET Stefan	E	23	24	24	23	= 234	23.50
		F	35	37	35	33		35.00
+	KÜHNI Christian	E	29	27			= 129	28.00
		F	30	43				36.50
+	LOCHER Ewald	E	23	23	21	20	= 240	21.75
		F	38	39	37	39		38.25
+	ANDEREGG Roger	E	21	23	23	20	= 234	21.75
		F	39	38	33	37		36.75
+	WIEDEMEIER Jörg	E			26	27	= 130	26.50
		F			39	38		38.50
		E	140	141	143	138	= 1457	23.42
		F	232	228	218	217		37.29



8.
Denmark men

+	JAKOBSEN Peder	E	35	24	33	44	= 306	34.00
		F	37	39	45	49		42.50
+	BALDORF Robert	E	29	34	32	28	= 318	30.75
		F	51	49	48	47		48.75
+	VITTEN RASMUSSEN Jan	E	33	34	24	32	= 303	30.75
		F	39	47	42	52		45.00
+	CHRISTIANSEN Kim	E	30	28	24	23	= 253	26.25
		F	36	42	35	35		37.00
+	JENSEN Erling	E	21	25	25	27	= 244	24.50
		F	38	37	35	36		36.50
+	RASMUSSEN Morten	E	29	26	27	23	= 246	26.25
		F	30	34	39	38		35.25
		E	177	171	165	177	= 1670	28.75
		F	231	248	244	257		40.83

Matchplay bracket, women

LUNDELL Annelie	5				
FUSCHLBERGER Maria	1	LUNDELL Annelie		6	
ANDEREGG Claudia	6	ANDEREGG Claudia		4	
SCHUSTER Claudia	3		LUNDELL Annelie		3
VON DEM KNESEBECK Alexandra	6		KOBISCH Alice		8
BJÖRK Seija	3	VON DEM KNESEBECK Alexandra		4	
KOBISCH Alice	6	KOBISCH Alice		6	
REILÄNDER Eva	5				KOBISCH Alice
REINICKE Andrea	7				REINICKE Andrea
KNOTZER Johanna	6	REINICKE Andrea		7	
THORS Bernice	4	MÖRCK Tuula		1	
MÖRCK Tuula	5		REINICKE Andrea		6
LUNDBERG Linda	6		MUSTONEN Nina		5
ERIKSSON Inger	4	LUNDBERG Linda		4	
WARNECKE Nicole	5	MUSTONEN Nina		5	
MUSTONEN Nina	8				LUNDELL Annelie
					MUSTONEN Nina

Matchplay bracket, men

 ÅGREN Daniel	5 ¹⁷	 ÅGREN Daniel	4 ¹⁹		
 NUOTIO Marko	3 ¹⁸	 REUNAVUORI Jukka	5 ¹⁹		
 REUNAVUORI Jukka	4 ¹⁸			 REUNAVUORI Jukka	2 ¹⁷
 REHAK Jaroslav	3 ¹⁸			 KARLSSON Mikael	4 ¹⁷
 JASPER Alex	2 ¹⁷	 KARLSSON Mikael	4 ¹⁶		
 KARLSSON Mikael	4 ¹⁷	 CLASEN Tim	1 ¹⁶		
 CLASEN Tim	5 ¹⁷			 KARLSSON Mikael	5 ¹⁸
 STINGL Egon	3 ¹⁷			 GERWERT Karl-Heinz	4 ¹⁷
 VIBERG Stefan	3 ²¹	 SILLMAN Markku	2 ¹⁵		
 SILLMAN Markku	4 ²¹	 GERWERT Karl-Heinz	6 ¹⁵		
 GERWERT Karl-Heinz	6 ¹⁵			 GERWERT Karl-Heinz	4 ²⁰
 ANDEREGG Roger	2 ¹⁵			 KULLICK Robert	3 ²⁰
 KULLICK Robert	7 ¹⁶	 KULLICK Robert	5 ¹⁷		
 STEIGER Steven	4 ¹⁵	 SCHUSTER Reinhard	3 ¹⁷		
 SCHUSTER Reinhard	6 ¹⁸				
 SVIHEL Ladislav	5 ¹⁷			 KARLSSON Mikael	4 ²³
 MUNTER Morgan	6 ¹⁵			 JANSSEN Markus	5 ²³
 WECHSELBERGER Anton	2 ¹⁴	 MUNTER Morgan	3 ¹⁸		
 METYS Jan	6 ¹⁹	 METYS Jan	2 ¹⁷		
 LUNDELL Martin	5 ¹⁹			 MUNTER Morgan	4 ¹⁶
 KOBISCH Roman	3 ¹⁷			 JANSSEN Markus	6 ¹⁷
 JANSSEN Markus	5 ¹⁷	 JANSSEN Markus	6 ¹⁵		
 VOZAR Josef	6 ¹⁷	 VOZAR Josef	2 ¹⁴		
 ZYSSET Stefan	4 ¹⁶			 JANSSEN Markus	5 ¹⁸
 WESTERBERG Magnus	5 ¹⁸			 STANEK Stanislav	4 ¹⁷
 ZENGAFFINEN Reinhard	4 ¹⁸	 WESTERBERG Magnus	1 ¹⁵		
 STANEK Stanislav	5 ¹⁸	 STANEK Stanislav	4 ¹⁶		
 BÄK Herbert	4 ¹⁷			 STANEK Stanislav	5 ¹⁷
 NEULAND Michael	5 ²¹			 NEULAND Michael	3 ¹⁶
 STEINER Adriano	4 ²¹	 NEULAND Michael	5 ¹⁸		
 BJÖRK Stefan	3 ¹⁷	 BJÖRK Stefan	4 ¹⁷		
 CZERWEK Dirk	1 ¹⁶			 GERWERT Karl-Heinz	4 ¹⁷
				 STANEK Stanislav	2 ¹⁶